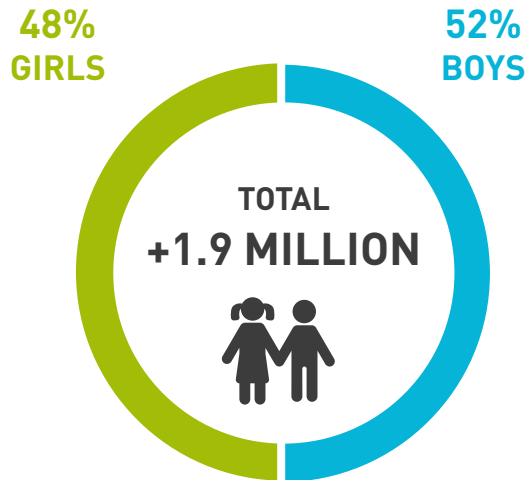



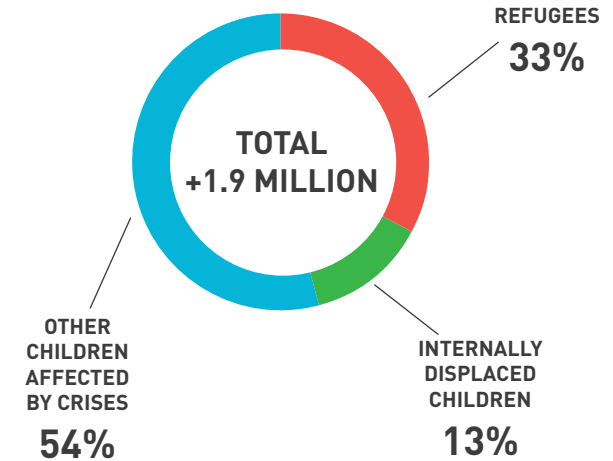
TOTAL CHILDREN REACHED*



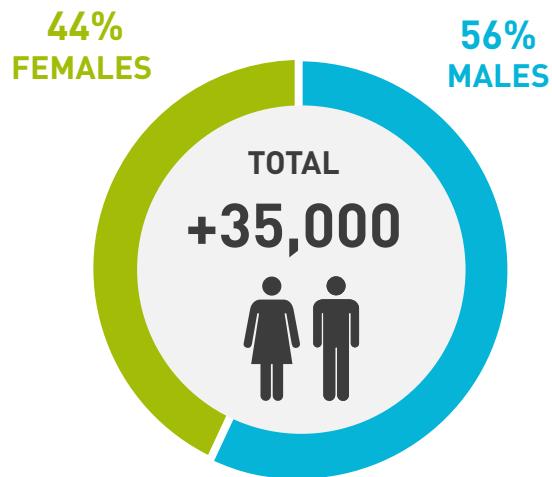
CHILDREN REACHED BY LEVEL**



CHILDREN REACHED BY CATEGORY**



TOTAL TEACHERS TRAINED



\$560
MILLION

TOTAL RESOURCES MOBILIZED



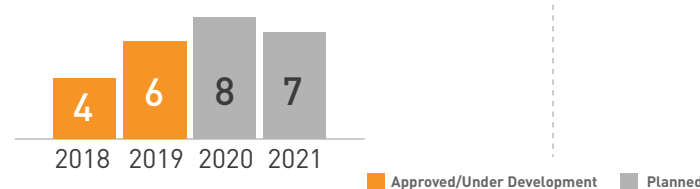
\$213 ***
MILLION

TOTAL FUNDS DISBURSED

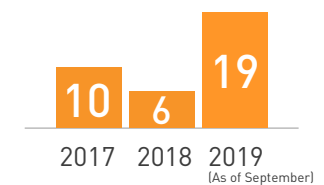


18
DONORS

TOTAL NUMBER OF MULTI-YEAR RESILIENCE PROGRAMMES



TOTAL NUMBER OF FIRST EMERGENCY RESPONSES

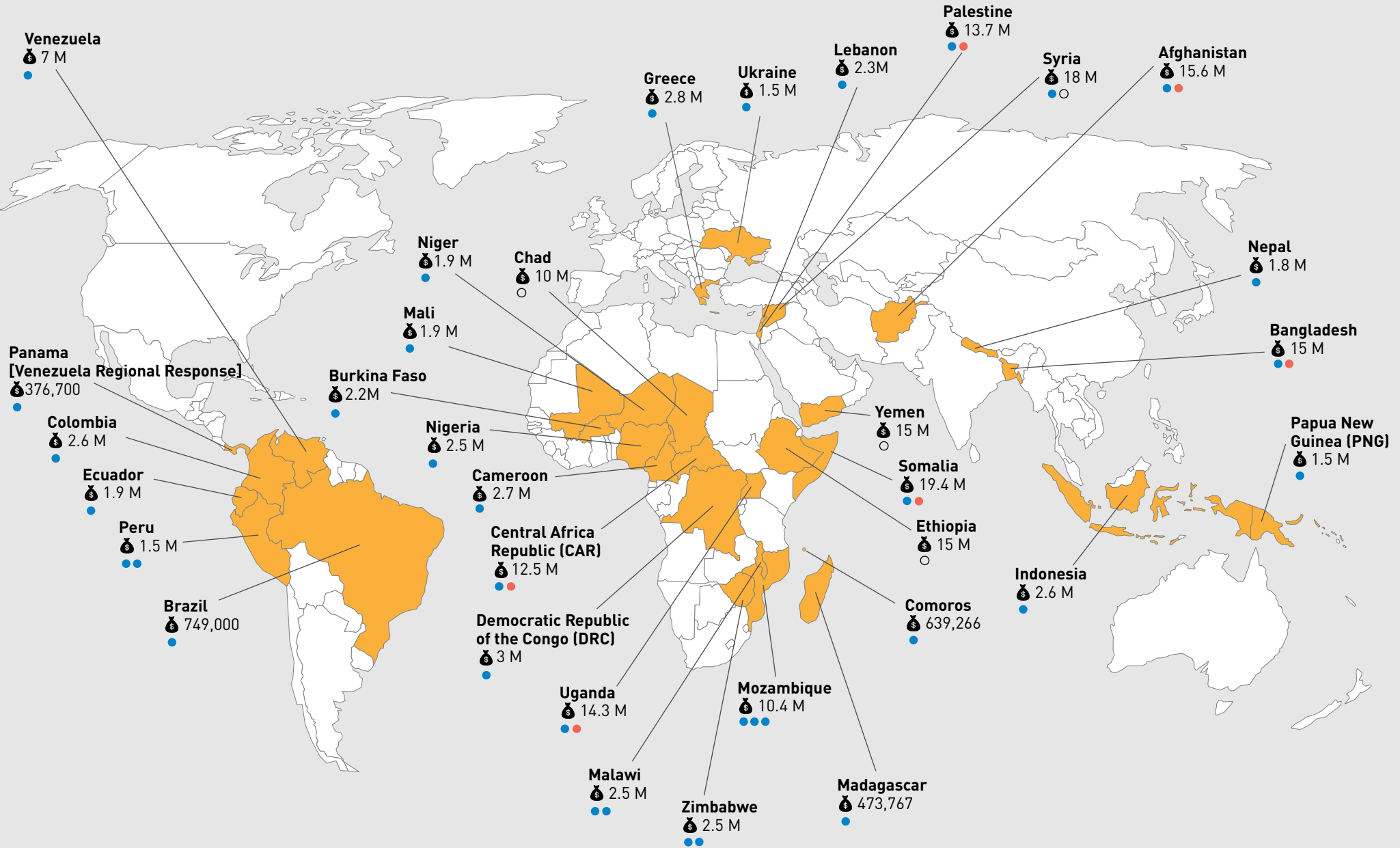


* Children are reached through a comprehensive approach with different types of assistance that are context-specific (e.g. upgraded learning spaces, teachers trained or financially supported, learning materials, school feeding, etc.) Figures on the number of children and teachers reached are cumulative, based on reports from all grants disbursed since the Fund's inception. The total number of children reached does not include data for Yemen. Due to the highly complex nature of the crisis, over 1.3 million children in Yemen were supported with food assistance, support to take end-of-cycle exams and other types of assistance such as payment of teacher's salaries. As this type of assistance is different from the assistance provided in other countries, beneficiaries are featured separately pending further aggregation of data in the 2019 Annual Results Report.

** As some grantees have yet to submit fully disaggregated data on beneficiaries at country level, certain figures are estimates.

*** An additional \$41.6 million has been committed but not yet disbursed.

MAP OF ECW COUNTRY INVESTMENTS | 3 DECEMBER 2019



○ Initial Investment ● Multi-Year Resilience Programme
● First Emergency Response 💰 Total ECW investments per country in \$US (2017-2019)

The boundaries and names shown and the designations used on this map do not imply official endorsement or acceptance by the United Nations, Education Cannot Wait, or partner countries.